May 2026

Perry County, PA

New Listings 45

12.5% from Apr 2026: **40**

4.7% from May 2025: **43**

YTD	2026	2025	+/-
	217	**184**	17.9%

5-year May average: **44**

New Pendings 48

23.1% from Apr 2026: **39**

37.1% from May 2025: **35**

YTD	2026	2025	+/-
	200	**151**	32.5%

5-year May average: **39**

Closed Sales 32

-15.8% from Apr 2026: **38**

-8.6% from May 2025: **35**

YTD	2026	2025	+/-
	172	**136**	26.5%

5-year May average: **31**

Median Sold Price $322,500

18.8% from Apr 2026: **$271,562**

25.2% from May 2025: **$257,500**

YTD	2026	2025	+/-
	$268,125	**$260,000**	3.1%

5-year May average: **$265,168**

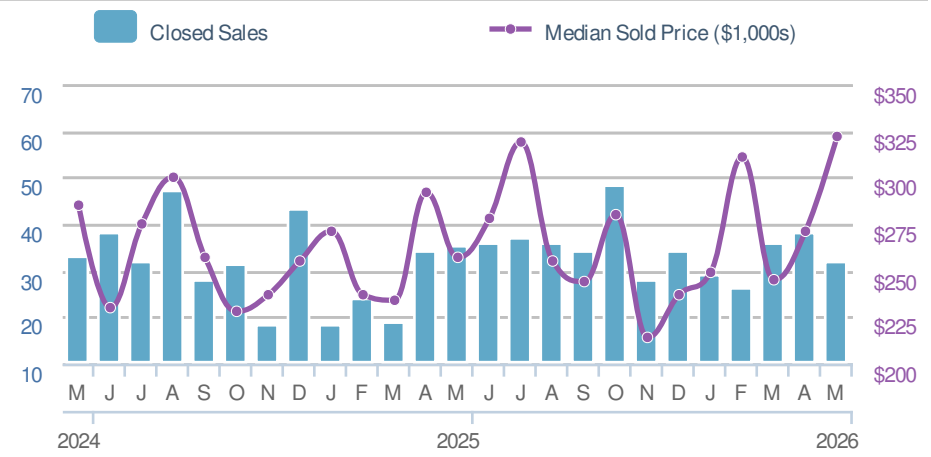

Active Listings 65

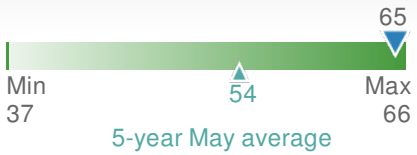

Apr 2026	May 2025
62	**66**

Avg DOM 23

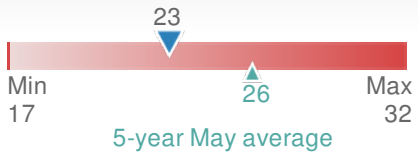

Apr 2026	May 2025	YTD
31	**28**	**39**

Avg Sold to OLP Ratio 101.0%

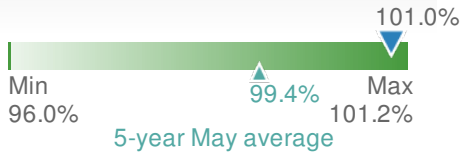

Apr 2026	May 2025	YTD
98.0%	**99.5%**	**97.6%**

Copyright © 2026 MarketStats by ShowingTime. All Rights Reserved.
Data Source: Bright MLS. Statistics calculated June 04, 2026.