February 2024

Dauphin County, PA

New Listings 267

8.5% from Jan 2024: **246**

7.2% from Feb 2023: **249**

YTD	2024	2023	+/-
	528	**504**	4.8%

5-year Feb average: **284**

New Pendings 247

6.9% from Jan 2024: **231**

-7.5% from Feb 2023: **267**

YTD	2024	2023	+/-
	460	**470**	-2.1%

5-year Feb average: **291**

Closed Sales 171

-8.6% from Jan 2024: **187**

-4.5% from Feb 2023: **179**

YTD	2024	2023	+/-
	362	**369**	-1.9%

5-year Feb average: **213**

Median Sold Price $220,000

-4.3% from Jan 2024: **$229,900**

7.3% from Feb 2023: **$205,000**

YTD	2024	2023	+/-
	$228,000	**$205,000**	11.2%

5-year Feb average: **$190,390**

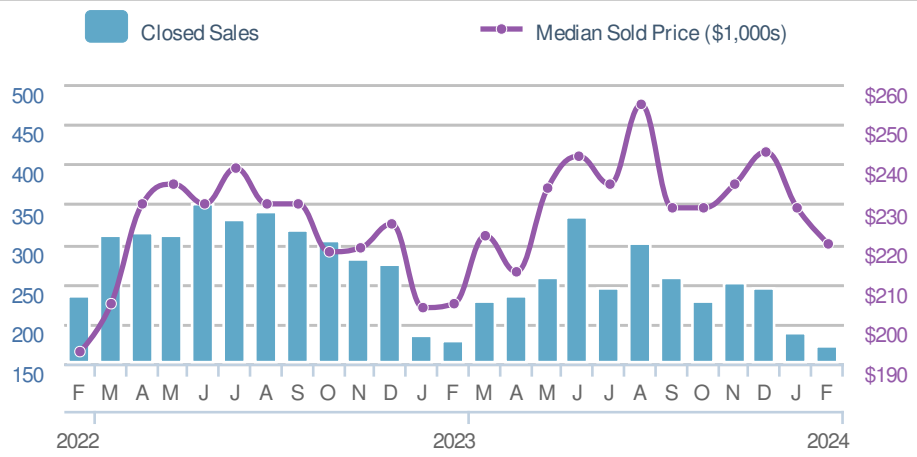

Active Listings 321

Jan 2024	Feb 2023
299	**280**

Avg DOM 31

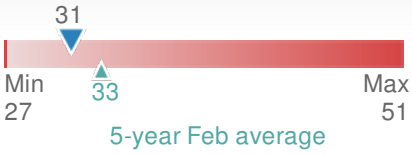

Jan 2024	Feb 2023	YTD
29	**29**	**31**

Avg Sold to OLP Ratio 96.6%

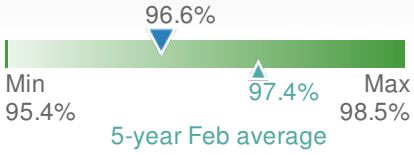

Jan 2024	Feb 2023	YTD
97.1%	**98.5%**	**96.7%**

Copyright © 2024 MarketStats by ShowingTime. All Rights Reserved.
Data Source: Bright MLS. Statistics calculated March 06, 2024.