

# NOVEMBER 2021

## Residential Statistics Update

### CUMBERLAND COUNTY



NOV-2020

\$238,000

MEDIAN SALES PRICE

\$245,000

% CHANGE (Y/Y)

2.9%

DAYS ON MARKET

18




NEW LISTINGS

291

ACTIVE LISTINGS

259



UNITS SOLD

299

% CHANGE (Y/Y)

-8.6%

# NOVEMBER 2021

## Residential Statistics Update

### DAUPHIN COUNTY



NOV-2020

\$185,750

MEDIAN SALES PRICE

\$208,500

% CHANGE (Y/Y)

12.2%

DAYS ON MARKET

20




NEW LISTINGS

353

ACTIVE LISTINGS

333



UNITS SOLD

371

% CHANGE (Y/Y)

5.1%

# NOVEMBER 2021

## Residential Statistics Update

### PERRY COUNTY



NOV-2020

\$165,000

MEDIAN SALES PRICE

\$204,950

% CHANGE (Y/Y)

24.2%

DAYS ON MARKET

18




NEW LISTINGS

34

ACTIVE LISTINGS

35



UNITS SOLD

46

% CHANGE (Y/Y)

27.8%