

MARCH 2023

Residential Statistics Update

CUMBERLAND COUNTY



MARCH - 2022

\$280,000

MEDIAN SALES PRICE

\$287,450

% CHANGE (Y/Y)

2.7%

DAYS ON MARKET

30




NEW LISTINGS

242

ACTIVE LISTINGS

264



UNITS SOLD

192

% CHANGE (Y/Y)

-21.6%

MARCH 2023

Residential Statistics Update

DAUPHIN COUNTY



MARCH -2022

\$205,750

MEDIAN SALES PRICE

\$222,500

% CHANGE (Y/Y)

8.1%

DAYS ON MARKET

32




NEW LISTINGS

298

ACTIVE LISTINGS

280



UNITS SOLD

227

% CHANGE (Y/Y)

-26.5%

MARCH 2023

Residential Statistics Update

PERRY COUNTY



MARCH - 2022

\$216,000

MEDIAN SALES PRICE

\$230,000

% CHANGE (Y/Y)

6.5%

DAYS ON MARKET

40




NEW LISTINGS

41

ACTIVE LISTINGS

62



UNITS SOLD

35

% CHANGE (Y/Y)

52.2%