

# NOVEMBER 2022

## Residential Statistics Update

### CUMBERLAND COUNTY



NOVEMBER- 2021

**\$245,000**

MEDIAN SALES PRICE

**\$300,000**

% CHANGE (Y/Y)

**22.4%**

DAYS ON MARKET

**18**




NEW LISTINGS

**264**

ACTIVE LISTINGS

**349**



UNITS SOLD

**295**

% CHANGE (Y/Y)

**-1.3%**

# NOVEMBER 2022

## Residential Statistics Update

### DAUPHIN COUNTY



NOVEMBER- 2021

**\$208,500**

MEDIAN SALES PRICE

**\$219,000**

% CHANGE (Y/Y)

**5.0%**

DAYS ON MARKET

**16**




NEW LISTINGS

**289**

ACTIVE LISTINGS

**355**



UNITS SOLD

**279**

% CHANGE (Y/Y)

**-24.8%**

# NOVEMBER 2022

## Residential Statistics Update

### PERRY COUNTY



NOVEMBER- 2021

**\$204,950**

MEDIAN SALES PRICE

**\$239,750**

% CHANGE (Y/Y)

**17.0%**

DAYS ON MARKET

**13**




NEW LISTINGS

**32**

ACTIVE LISTINGS

**70**



UNITS SOLD

**38**

% CHANGE (Y/Y)

**-17.4%**