

OCTOBER 2019

Residential Statistics Update

CUMBERLAND COUNTY



OCT-2018

\$206,000

MEDIAN SALES PRICE

\$218,950

% CHANGE (Y/Y)

6.3%

DAYS ON MARKET

41




NEW LISTINGS

350

ACTIVE LISTINGS

839



UNITS SOLD

324

% CHANGE (Y/Y)

11.7%

OCTOBER 2019

Residential Statistics Update

DAUPHIN COUNTY



OCT-2018

\$160,000

MEDIAN SALES PRICE

\$171,500

% CHANGE (Y/Y)

7.2%

DAYS ON MARKET

50




NEW LISTINGS

405

ACTIVE LISTINGS

875



UNITS SOLD

302

% CHANGE (Y/Y)

4.9%

OCTOBER 2019

Residential Statistics Update

PERRY COUNTY



OCT-2018

\$172,500

MEDIAN SALES PRICE

\$179,900

% CHANGE (Y/Y)

4.3%

DAYS ON MARKET

66




NEW LISTINGS

35

ACTIVE LISTINGS

101



UNITS SOLD

37

% CHANGE (Y/Y)

12.1%