

**MARCH 2019**

Residential Statistics Update

**CUMBERLAND COUNTY**



**MEDIAN SALES PRICE (YTD)**

**\$207,500**

**MAR-2018**

**\$187,000**

**% CHANGE (Y/Y)**

**10.7%**

**DAYS ON MARKET**

**63**




**NEW LISTINGS**

**378**

**ACTIVE LISTINGS**

**660**



**UNITS SOLD**

**237**

**% CHANGE (Y/Y)**

**-13.82%**



**MARCH 2019**

Residential Statistics Update

**DAUPHIN COUNTY**



**MEDIAN SALES PRICE (YTD)**

**\$165,000**

**MAR-2018**

**\$157,500**

**% CHANGE (Y/Y)**

**4.76%**

**DAYS ON MARKET**

**62**




**NEW LISTINGS**

**428**

**ACTIVE LISTINGS**

**743**



**UNITS SOLD**

**226**

**% CHANGE (Y/Y)**

**-26.14%**



# MARCH 2019

## Residential Statistics Update

### PERRY COUNTY



#### MEDIAN SALES PRICE (YTD)

**\$150,000**

**MAR-2018**

**\$150,400**

**% CHANGE (Y/Y)**

**-0.27%**

#### DAYS ON MARKET

**80**




#### NEW LISTINGS

**56**

#### ACTIVE LISTINGS

**103**



#### UNITS SOLD

**27**

**% CHANGE (Y/Y)**

**-34.15%**

