

FEBRUARY 2022

Residential Statistics Update

CUMBERLAND COUNTY



FEB-2021

\$232,000

MEDIAN SALES PRICE

\$270,800

% CHANGE (Y/Y)

16.7%

DAYS ON MARKET

29




NEW LISTINGS

268

ACTIVE LISTINGS

213



UNITS SOLD

196

% CHANGE (Y/Y)

0.0%

FEBRUARY 2022

Residential Statistics Update

DAUPHIN COUNTY



FEB-2021

\$168,500

MEDIAN SALES PRICE

\$193,550

% CHANGE (Y/Y)

14.9%

DAYS ON MARKET

28




NEW LISTINGS

284

ACTIVE LISTINGS

237



UNITS SOLD

233

% CHANGE (Y/Y)

-1.3%

FEBRUARY 2022

Residential Statistics Update

PERRY COUNTY



FEB-2021

\$154,900

MEDIAN SALES PRICE

\$189,900

% CHANGE (Y/Y)

22.6%

DAYS ON MARKET

33




NEW LISTINGS

37

ACTIVE LISTINGS

36



UNITS SOLD

20

% CHANGE (Y/Y)

-4.8%