

# SEPTEMBER 2021

## Residential Statistics Update

### CUMBERLAND COUNTY



SEPT-2020

\$226,250

MEDIAN SALES PRICE

\$255,000

% CHANGE (Y/Y)

12.7%

DAYS ON MARKET

17




NEW LISTINGS

321

ACTIVE LISTINGS

305



UNITS SOLD

347

% CHANGE (Y/Y)

-5.7%

# SEPTEMBER 2021

## Residential Statistics Update

### DAUPHIN COUNTY



SEPT-2020

\$178,000

MEDIAN SALES PRICE

\$205,000

% CHANGE (Y/Y)

15.2%

DAYS ON MARKET

21




NEW LISTINGS

402

ACTIVE LISTINGS

372



UNITS SOLD

356

% CHANGE (Y/Y)

-3.8%

# SEPTEMBER 2021

## Residential Statistics Update

### PERRY COUNTY



SEPT-2020

\$180,000

MEDIAN SALES PRICE

\$217,450

% CHANGE (Y/Y)

20.8%

DAYS ON MARKET

31




NEW LISTINGS

38

ACTIVE LISTINGS

37



UNITS SOLD

34

% CHANGE (Y/Y)

-33.3%