

MARCH 2021

Residential Statistics Update

CUMBERLAND COUNTY



MAR-2020

\$205,000

MEDIAN SALES PRICE

\$230,163

% CHANGE (Y/Y)

12.3%

DAYS ON MARKET

29




NEW LISTINGS

337

ACTIVE LISTINGS

220



UNITS SOLD

282

% CHANGE (Y/Y)

18.5%

MARCH 2021

Residential Statistics Update

DAUPHIN COUNTY



MAR-2020

\$167,000

MEDIAN SALES PRICE

\$175,000

% CHANGE (Y/Y)

4.8%

DAYS ON MARKET

32




NEW LISTINGS

411

ACTIVE LISTINGS

237



UNITS SOLD

286

% CHANGE (Y/Y)

5.9%

MARCH 2021

Residential Statistics Update

PERRY COUNTY



MAR-2020

\$171,500

MEDIAN SALES PRICE

\$193,000

% CHANGE (Y/Y)

12.5%

DAYS ON MARKET

30




NEW LISTINGS

43

ACTIVE LISTINGS

45



UNITS SOLD

41

% CHANGE (Y/Y)

32.3%