

MARCH 2022

Residential Statistics Update

CUMBERLAND COUNTY



MAR-2021

\$230,163

MEDIAN SALES PRICE

\$280,000

% CHANGE (Y/Y)

21.7%

DAYS ON MARKET

19




NEW LISTINGS

347

ACTIVE LISTINGS

226



UNITS SOLD

245

% CHANGE (Y/Y)

-13.1%

MARCH 2022

Residential Statistics Update

DAUPHIN COUNTY



MAR-2021

\$175,000

MEDIAN SALES PRICE

\$205,750

% CHANGE (Y/Y)

17.6%

DAYS ON MARKET

24




NEW LISTINGS

413

ACTIVE LISTINGS

246



UNITS SOLD

309

% CHANGE (Y/Y)

8.0%

MARCH 2022

Residential Statistics Update

PERRY COUNTY



MAR-2021

\$193,000

MEDIAN SALES PRICE

\$216,000

% CHANGE (Y/Y)

11.9%

DAYS ON MARKET

31




NEW LISTINGS

44

ACTIVE LISTINGS

39



UNITS SOLD

23

% CHANGE (Y/Y)

-43.9%