

# AUGUST 2020

## Residential Statistics Update

### CUMBERLAND COUNTY



AUG-2019

\$217,000

MEDIAN SALES PRICE

\$240,000

% CHANGE (Y/Y)

10.6%

DAYS ON MARKET

31




NEW LISTINGS

419

ACTIVE LISTINGS

440



UNITS SOLD

396

% CHANGE (Y/Y)

10.9%

# AUGUST 2020

## Residential Statistics Update

### DAUPHIN COUNTY



AUG-2019

\$175,000

MEDIAN SALES PRICE

\$185,750

% CHANGE (Y/Y)

6.1%

DAYS ON MARKET

37




NEW LISTINGS

442

ACTIVE LISTINGS

351



UNITS SOLD

385

% CHANGE (Y/Y)

11.0%

# AUGUST 2020

## Residential Statistics Update

### PERRY COUNTY



AUG-2019

\$145,000

MEDIAN SALES PRICE

\$170,600

% CHANGE (Y/Y)

17.7%

DAYS ON MARKET

36




NEW LISTINGS

45

ACTIVE LISTINGS

40



UNITS SOLD

43

% CHANGE (Y/Y)

87.0%