

OCTOBER 2022

Residential Statistics Update

CUMBERLAND COUNTY



OCTOBER - 2021

\$256,914

MEDIAN SALES PRICE

\$283,000

% CHANGE (Y/Y)

10.2%

DAYS ON MARKET

18




NEW LISTINGS

276

ACTIVE LISTINGS

354



UNITS SOLD

254

% CHANGE (Y/Y)

-20.9%

OCTOBER 2022

Residential Statistics Update

DAUPHIN COUNTY



OCTOBER - 2021

\$210,900

MEDIAN SALES PRICE

\$218,500

% CHANGE (Y/Y)

3.6%

DAYS ON MARKET

17




NEW LISTINGS

333

ACTIVE LISTINGS

380



UNITS SOLD

302

% CHANGE (Y/Y)

-18.2%

OCTOBER 2022

Residential Statistics Update

PERRY COUNTY



OCTOBER - 2021

\$226,00

MEDIAN SALES PRICE

\$229,000

% CHANGE (Y/Y)

1.3%

DAYS ON MARKET

20




NEW LISTINGS

36

ACTIVE LISTINGS

68



UNITS SOLD

26

% CHANGE (Y/Y)

-29.7%